

LOCTITE®



Picture provided by Stratasys

LOCTITE® 3D 3172™

HDT50 High Impact
Photoplastic
Gray

LOCTITE®

Henkel Corporation

loctite3dp@henkel.com



LOCTITE®

3172™

HDT50 HIGH IMPACT
PHOTOPLASTIC
GRAY



LOCTITE 3D 3172™

LOCTITE 3D 3172 is a durable photopolymer resin that enables functional parts production where high stiffness with a good surface finish and high impact resistance are required. Parts manufactured with this resin can be machined, tapped or polished.

LOCTITE 3D 3172 is compatible with a broad range of DLP machines.



Benefits:

- Tough & durable
- Superior impact strength
- Nice surface finish, machine-able



Ideal for:

- Manufacturing aids / Jigs & Fixtures
- Housings
- Insoles



Markets:



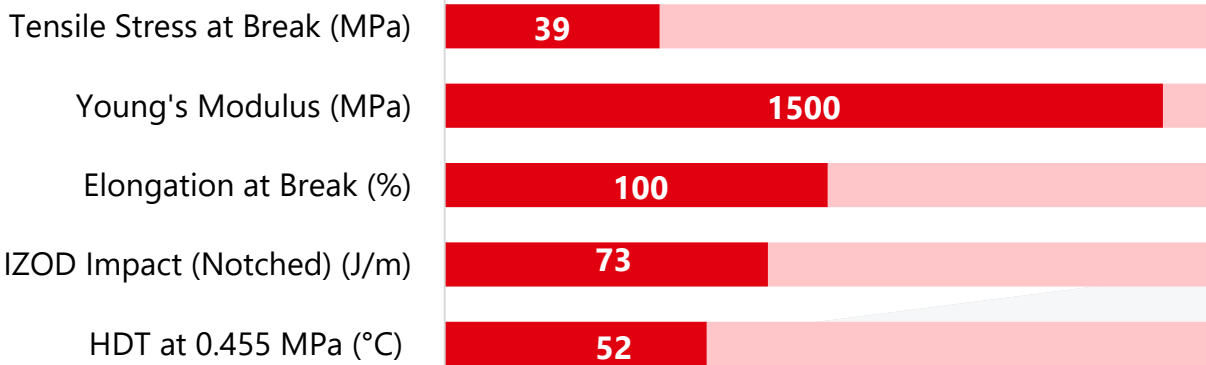
General Industry



Automotive



Consumer Goods



**Values shown are linked to LOCTITE 3D 3172 GY as reference, please refer to the specific mechanical properties for each of the colors shown in this document*



LOCTITE®

3172™

HDT50 HIGH IMPACT
PHOTOPLASTIC
GRAY



MECHANICAL PROPERTIES

Mechanical Properties	Measure	Method	Green	Post Processed
Tensile Stress at Break	MPa	ASTM D638	32 ± 1 ^[1]	39 ± 2 ^[2]
Tensile Stress at Yield	MPa	ASTM D638	22 ± 1 ^[1]	34 ± 1 ^[2]
Young's Modulus	MPa	ASTM D638	909 ± 36 ^[1]	1494 ± 18 ^[2]
Elongation at Break	%	ASTM D638	148 ± 5 ^[1]	105 ± 14 ^[2]
Other Properties				
IZOD Impact (Notched)	J/m	ASTM D256	-	73 ± 6 ^[3]
HDT at 0.455 MPa	°C	ASTM D648	-	51 ± 0.7 ^[4]
Shore Hardness (3s)	D	ASTM D2240	57 ^[5]	63 ^[6]
Water Absorption (24 hr)	%	ASTM D570	-	1.4 – 1.6 ^[7]
Water Absorption (72 hr)	%	ASTM D570	-	2.4 – 2.6 ^[7]
Solid Density	g/ml	ASTM D792	-	1.0 – 1.4 ^[15]
Thermal Conductivity	mW/(m·K)	ASTM D5930	-	199 ^[8]
Heat Capacity	J/(g·K)	ASTM D5930	-	1.7 ± 0.1 ^[8]
CTE	µm/(m·K)	ASTM E831	-	171 ± 4 ^[11]
Biocompatibility				
Cytotoxicity		ISO10993-5		Comply ^[12]
Irritation		ISO10993-23		Comply ^[13]

Liquid Properties	Measure	Method	Value
Viscosity at 25°C (77°F)	cP	ASTM D7867	1700 ^[9] - 2000 ^[14]
Liquid Density	g/cm ³	ASTM D1475	1.1 ^[10]

All specimen are printed unless otherwise noted. All specimen were conditioned in ambient lab conditions at 19-23°C / 40-60% RH for at least 24 hours. ASTM Methods: D638 Type IV, 50 mm/min, D790-B, 2 mm/min, D648, D256 Notched IZOD (Machine Notched), 6 mm x 12 mm, D570 0.125" x 2" Disc 24hr@ 25°C, D2240, Type "D" (0, 3 seconds), D7867, D1475

*The biological assessment has been performed based on the in vitro method according to ISO10993-23

Internal Data Sources:

[1] FOR21293, [2] FOR21199, [3] FOR19120, [4] FOR19863, [5] FOR19123, [6] FOR19124, [7] FOR216114, [8] FOR26233, [9] FOR49798, [10] FOR19122, [11] FOR25783, [12] FOR40642, [13] FOR52815 (in-vitro), [14] FOR73299, [15] FOR219425



LOCTITE®

3172™

HDT50 HIGH IMPACT
PHOTOPLASTIC
GRAY



WORKFLOW

Validated workflows need to be followed to achieve properties as provided in the TDS. Examples of validated workflow steps are listed below. Users should defer to the most current workflow information for best results which can be found at <https://www.loctiteam.com/printer-validation-settings>

PRINTER SETTINGS

LOCTITE 3D 3172 GY is formulated to print optimally on industrial DLP printer. Read the safety data sheet carefully to get details about health and safety instructions. Recommended print parameters:

- Shake resin bottle well before usage
- Temperature: 20°C to 35°C
- Intensity: 1 mW/cm² to 7 mW/cm²

Settings: 405nm at 2.4 mW/cm ²	Measure	Method	Value
Layer Thickness	µm	Internal	100
First Layer	s	Internal	45
Burn in Region	s	Internal	6
Model Layer Cure Time	s	Internal	7

Settings: 385 nm at 5 mW/cm ²	Measure	Method	Value
E _C	mJ/cm ²	Internal	5.35 ^[16]
D _p	mm	Internal	0.25 ^[16]

Settings: 385 nm at 5 mW/cm ²	Measure	Method	Exposure time
D _C =50um	s	Internal	3.8*
D _C =100um	s	Internal	4.3*

*Exposure times are calculated without a safety factor

Internal Data Sources:
[16] FOR43451



LOCTITE®

3172™

HDT50 HIGH IMPACT
PHOTOPLASTIC
GRAY



WORKFLOW

Validated workflows need to be followed to achieve properties as provided in the TDS. Examples of validated workflow steps are listed below. Users should defer to the most current workflow information for best results which can be found at <https://www.loctiteam.com/printer-validation-settings>

CLEANING

LOCTITE 3D 3172 GY requires cleaning to achieve specified properties. Prior to post curing, support structures should be removed from the printed part, and the part should then be washed. Use compressed air to remove residual solvent from the surface of the material between intervals.

Post Process Step	Agent	Method	Duration	Intervals	Additional Info
Cleaning	IPA	Ultrasonic	2.5 min	2	Allow parts to dry between intervals
Dry	n.a.	Compressed air	20 s	2	Air pressure (55psi)
Wait before post curing	n.a.	Ambient condition	60 min	1	Room temperature

POST CURING

LOCTITE 3D 3172 GY requires post curing to achieve specified properties. It is recommended that either an LED or wide spectrum lamp be used to post cure parts.

UV Curing Unit	UV Source	Intensity	Cure time per side	Additional Settings (Shelf, Output Energy)
Loctite CL36	405nm LED	80 mW/cm ² at 405 nm	20 min	100% top & side, rotary table
Dymax 5000 EC Flood	Mercury Arc Bulb (broad spectrum)	150 mW/cm ² at 380 nm	10 min	Shelf I

STORAGE

Store LOCTITE 3D 3172 GY in the unopened container in a dry location. Optimal storage: 8°C to 30°C, storage below 8°C or greater than 30°C can adversely affect products properties. More specific information is given in the Safety Data Sheet. Material removed from container may be contaminated during use. For this reason, filter used resin with 190µm mesh filter before placing back into proper storage container.



LOCTITE®

3172™

HDT50 HIGH IMPACT
PHOTOPLASTIC
GRAY



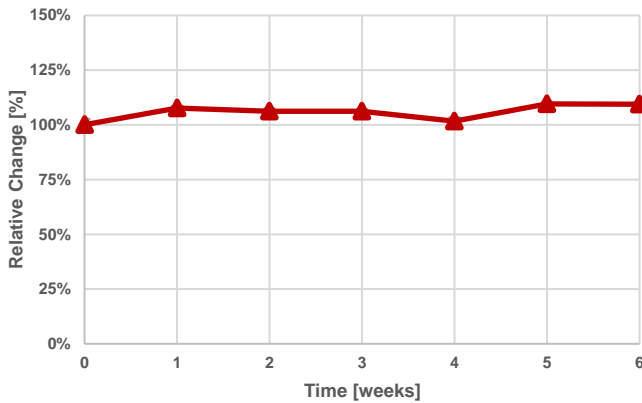
AGEING AND ENVIRONMENTAL EFFECTS – HEAT AGEING

LOCTITE 3D 3172 GY was heat aged without load according to ASTM D3045. Test samples were exposed for a defined time at 50°C and conditioned for 24 hours at 22°C before mechanical testing. Control samples were stored at a constant 22°C. All samples were printed in the same print job using a validated workflow. Mechanical testing was conducted according to ASTM D638 at standard lab conditions (22°C).

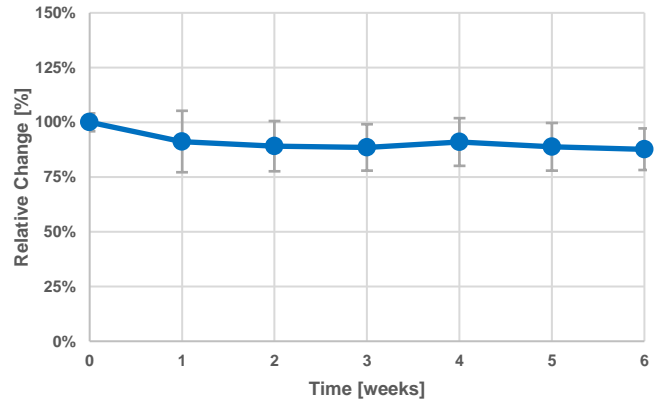
“0 weeks” represents non-aged samples stored at 22°C and tested 24 hours after post-processing.

Based on temperature dependence of reaction rates a test time of 6 weeks at 50°C can be interpreted as approximately 12 months at ambient temperature.

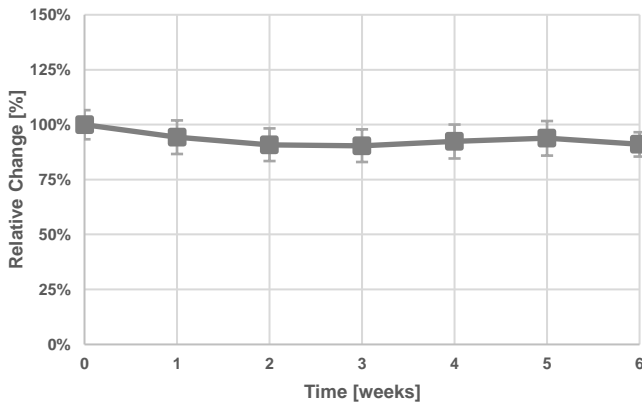
Young's Modulus after Heat Ageing at 50°C



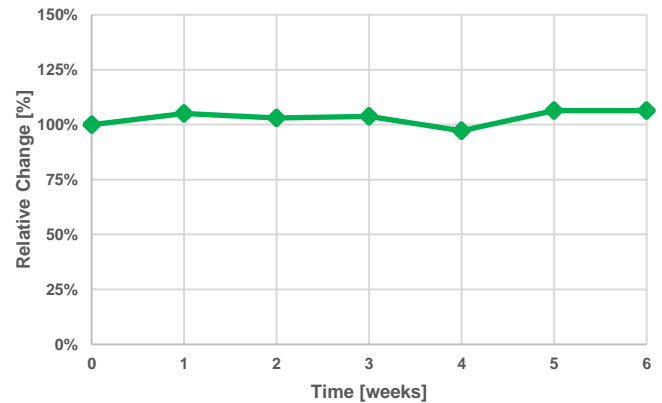
Elongation at Break after Heat Ageing at 50°C



Stress at Break after Heat Ageing at 50°C



Stress at Yield after Heat Ageing at 50°C



Test parameters:

ASTM D638: Type IV, Pull speed: 50 mm/min, Young's modulus measured at 0.1-1.0% (regression), 22°C

Internal Data Sources:

FOR91998, FOR91999



LOCTITE®

3172™

HDT50 HIGH IMPACT
PHOTOPLASTIC
GRAY

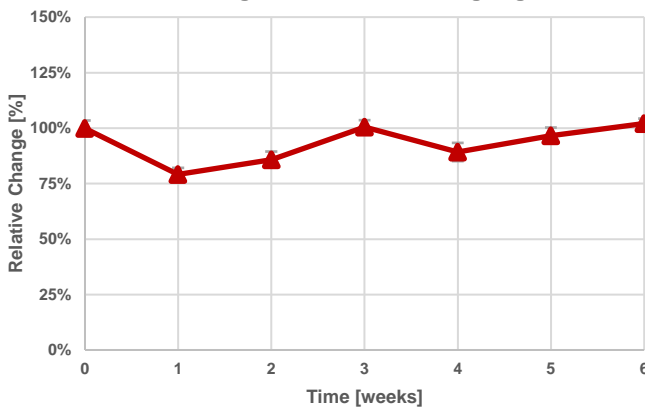


AGEING AND ENVIRONMENTAL EFFECTS – ACCELERATED WEATHERING (UV AGEING)

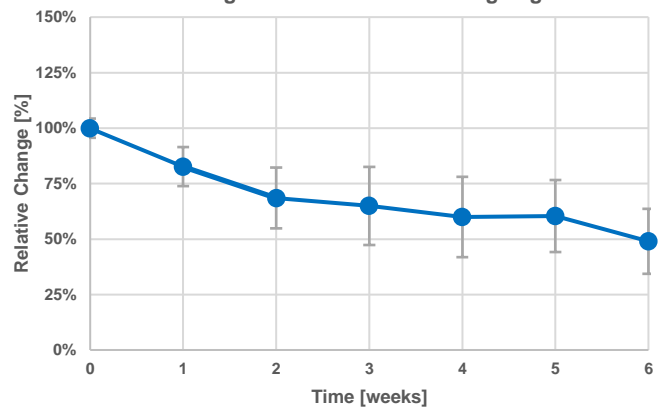
LOCTITE 3D 3172 GY has been tested after accelerated outdoor weathering according to ASTM D4329 (Cycle A). Test samples were exposed to defined conditions of heat, water condensation and UV light. Exposed samples were conditioned for 24 hours at 22°C before mechanical testing. Control samples were stored at a constant 22°C. All samples were printed in the same print job using a validated workflow. Mechanical testing was conducted according to ASTM D638 at standard lab conditions (22°C). "0 weeks" represents non-aged samples stored at 22°C and tested 24 hours after post-processing.

Please note, accelerated weathering testing can never fully represent real outdoor conditions and complexity. It is therefore recommended to conduct additional (outdoor) testing relevant for your specific application needs.

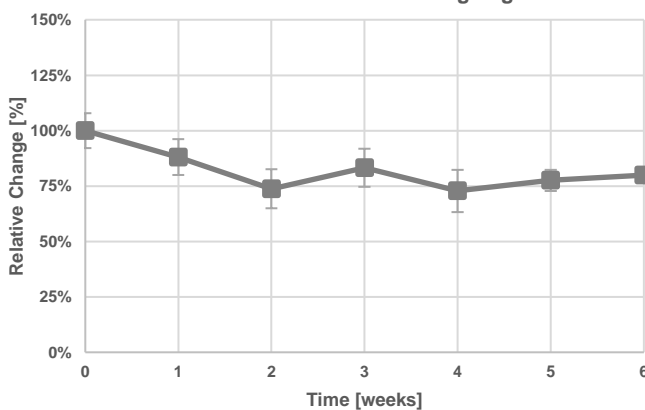
Young's Modulus after UV Ageing



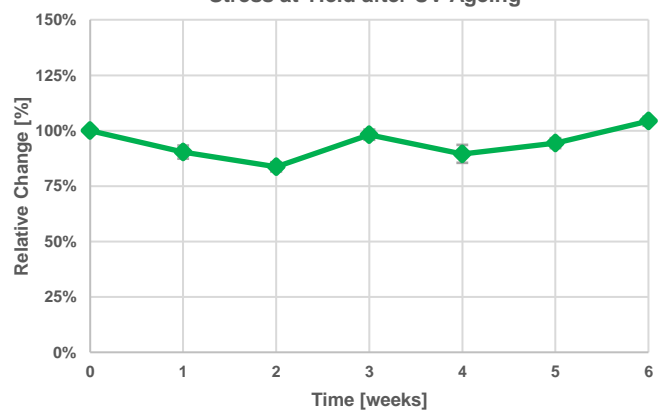
Elongation at Break after UV Ageing



Stress at Break after UV Ageing



Stress at Yield after UV Ageing



Test parameters:

ASTM D638: Type IV, Pull speed: 50 mm/min, Young's modulus measured at 0.1-1% (regression), 22 °C

ASTM D4329: cycle A for general applications, QUV/se, UVA 340 nm, 0.89 W/m²-nm, 8 hours UV light at 60°C followed by 4 hours at 50°C condensation in the dark. To reduce any sample warpage during test time samples were placed in tailor-made holders without any fixation clamps or mechanical load. Exposed samples were always removed from QUV before next condensation cycle to avoid samples that are soaked excessively with water before testing.

Internal Data Sources:
FOR137761, FOR137766



LOCTITE®

3172™

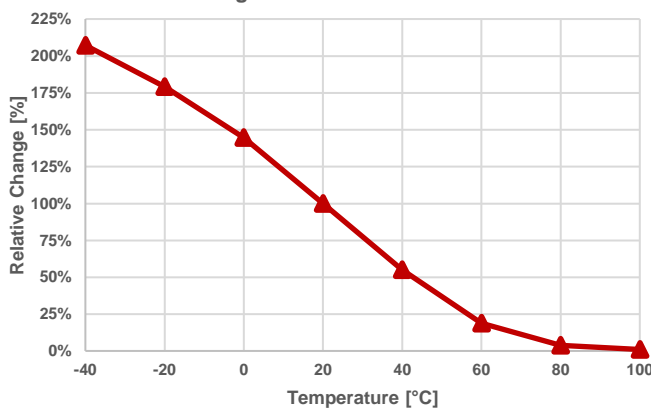
HDT50 HIGH IMPACT
PHOTOPLASTIC
GRAY



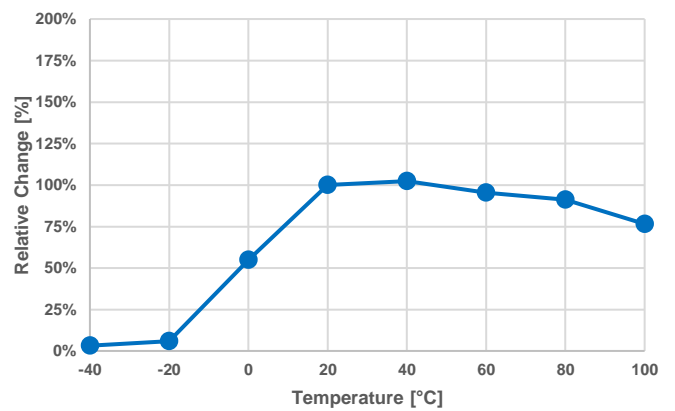
THERMAL INFLUENCE ON MECHANICAL PROPERTIES

LOCTITE 3D 3172 GY has been tested according to ASTM D638 at varied environmental temperatures, from -40°C to 100°C. All samples were printed in the same print job using a validated workflow. Mechanical testing was conducted according to ASTM D638. Before each test series samples were conditioned for 60 minutes at the specific test temperature.

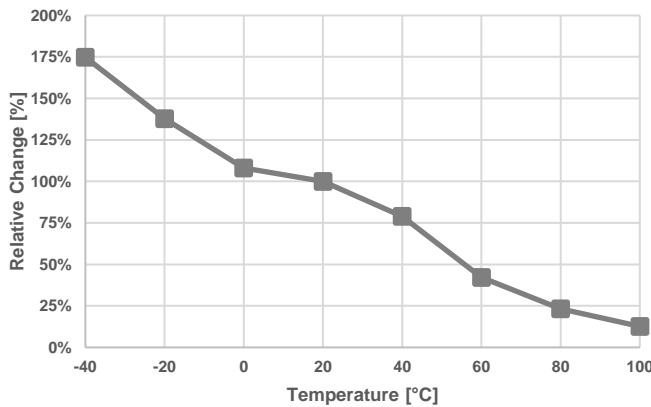
Young's Modulus at -40°C to 100 °C



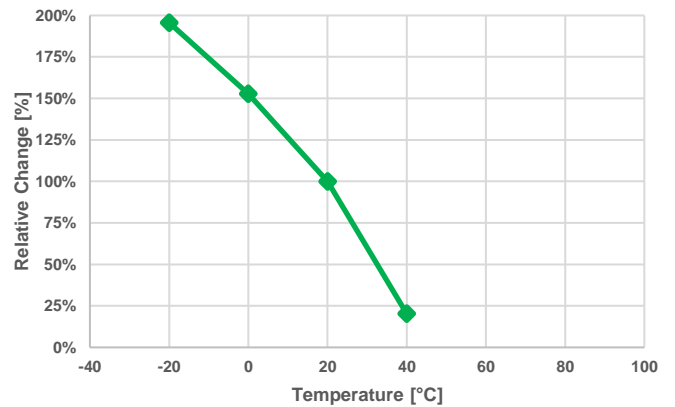
Elongation at Break at -40°C to 100 °C



Stress at Break at -40°C to 100 °C



Stress at Yield at -40°C to 100 °C



Test parameters: ASTM D638, Type IV, Pull speed: 50 mm/min, Young's modulus measured at 0.1-1% (regression),

Internal Data Sources:
[1] FOR176885



LOCTITE®

3172™

HDT50 HIGH IMPACT
PHOTOPLASTIC
GRAY



NOTE

The information provided in this Technical Data Sheet (TDS) including the recommendations for use and application of the product are based on our knowledge and experience of the product as at the date of this TDS. The product can have a variety of different applications as well as differing application and working conditions in your environment that are beyond our control. Henkel is, therefore, not liable for the suitability of our product for the production processes and conditions in respect of which you use them, as well as the intended applications and results. We strongly recommend that you carry out your own prior trials to confirm such suitability of our product.

Any liability in respect of the information in the Technical Data Sheet or any other written or oral recommendation(s) regarding the concerned product is excluded, except if otherwise explicitly agreed and except in relation to death or personal injury caused by our negligence and any liability under any applicable mandatory product liability law.

In case products are delivered by Henkel Belgium NV, Henkel Electronic Materials NV, Henkel Nederland BV, Henkel Technologies France SAS and Henkel France SA please additionally note the following:

In case Henkel would be nevertheless held liable, on whatever legal ground, Henkel's liability will in no event exceed the amount of the concerned delivery.

In case products are delivered by Henkel Colombiana, S.A.S. the following disclaimer is applicable:

The information provided in this Technical Data Sheet (TDS) including the recommendations for use and application of the product are based on our knowledge and experience of the product as at the date of this TDS. Henkel is not liable for the suitability of our product for the production processes and conditions in respect of which you use them, as well as the intended applications and results. We strongly recommend that you carry out your own prior trials to confirm such suitability of our product.

Any liability in respect of the information in the Technical Data Sheet or any other written or oral recommendation(s) regarding the concerned product is excluded, except if otherwise explicitly agreed and except in relation to death or personal injury caused by our negligence and any liability under any applicable mandatory product liability law.

In case products are delivered by Henkel Corporation, Resin Technology Group, Inc., or Henkel Canada, Inc. the following disclaimer is applicable:

The data contained herein are furnished for information only and are believed to be reliable. We cannot assume responsibility for the results obtained by others over whose methods we have no control. It is the user's responsibility to determine suitability for the user's purpose of any production methods mentioned herein and to adopt such precautions as may be advisable for the protection of property and of persons against any hazards that may be involved in the handling and use thereof. In light of the foregoing, Henkel Corporation specifically disclaims all warranties expressed or implied, including warranties of merchantability or fitness for a particular purpose, arising from sale or use of **Henkel Corporation's products. Henkel Corporation specifically disclaims any liability for consequential or incidental damages of any kind, including lost profits.** The discussion herein of various processes or compositions is not to be interpreted as representation that they are free from domination of patents owned by others or as a license under any Henkel Corporation patents that may cover such processes or compositions. We recommend that each prospective user test his proposed application before repetitive use, using this data as a guide. This product may be covered by one or more United States or foreign patents or patent applications.

Trademark Usage

Except as otherwise noted, all trademarks in this document are trademarks of Henkel Corporation in the U.S. and elsewhere. ® denotes a trademark registered in the U.S. Patent and Trademark Office.



LOCTITE®



FIND OUT MORE AT

LOCTITEAM.COM

LOCTITE®

Henkel Corporation

loctite3dp@henkel.com



Version 2022/11/08